



| | | | | | | |
|------------------------------|--------------------|--------------------|------------------|------------------|---------------------|---------------------|
| Name | PLANO 45 | PLANO 45 | PLANO 65 | PLANO 65 | PLANO 95 | PLANO 95 |
| Colour | White | White | White | White | White | White |
| Colour of upper profile | White | Aluminium | White | Aluminium | White | Aluminium |
| EAN CODE | 8019250004517 | 8019250004524 | 8019250006511 | 8019250006520 | 8019250009512 | 8019250009529 |
| Size in cm | 60 x 45 x 5 | 60 x 45 x 5 | 60 x 65 x 5 | 60 x 65 x 5 | 60 x 95 x 5 | 60 x 95 x 5 |
| Power input at 230V | 500W | 500W | 800W | 800W | 1300W | 1300W |
| Electronic control system | • | • | • | • | • | • |
| 5-mode switch | • | • | • | • | • | • |
| Programmable | V | V | V | V | V | V |
| Infrared remote control unit | Optional | Optional | Optional | Optional | Optional | Optional |
| Pack size in cm | 69,7 x 53,5 x 15,8 | 69,7 x 53,5 x 15,8 | 69,7 x 73 x 15,8 | 69,7 x 73 x 15,8 | 104,4 x 69,7 x 15,8 | 104,4 x 69,7 x 15,8 |
| Net weight | 11 Kg | 11 Kg | 13 Kg | 13 Kg | 16 Kg | 16 Kg |
| Gross weight | 12,8 Kg | 12,8 Kg | 15,2 Kg | 15,2 Kg | 18,7 Kg | 18,7 Kg |
| Quantity per pallet | 30 | 30 | 24 | 24 | 16 | 16 |

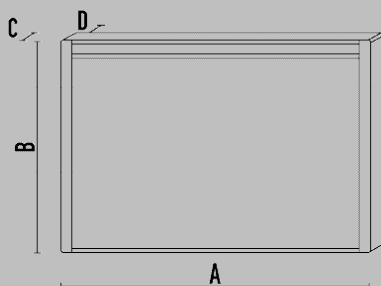
The PLANO soft heaters can be decorated by simply removing and replacing the lateral profiles. You may choose between a range of different colours and finishes (*). These are available already assembled on the products or as accessories to purchase separately.

(*): currently being defined.

CREATE AND PERSONALISE YOUR PRODUCT



INFRARED REMOTE CONTROL



| | A | B | C | D |
|----------|-------|-------|------|------|
| PLANO 45 | 45 cm | 60 cm | 5 cm | 4 cm |
| PLANO 65 | 65 cm | 60 cm | 5 cm | 4 cm |
| PLANO 95 | 95 cm | 60 cm | 5 cm | 4 cm |

| | |
|---------------------|----------------|
| Name | ZEFIRO |
| Colour | White |
| Suitable for models | PLANO 45/65/95 |
| Weekly programme | • |
| Daily programme | • |
| EAN CODE | 8019250000090 |
| Size in cm | 7 x 10 x 3 |
| Support bracket. | • |
| Infrared | • |
| Batteries included | no |



N.B.: the manufacturer may change the information contained in this catalogue for technical and commercial reasons without notice. The manufacturer declines all liability for any printing errors contained in this document.



Ermete Giudici S.p.A

Via Leonardo da Vinci, 27
20090 Segrate - Milano - Italia
Tel. office +39 (02) 2139247
+39 (02) 2139149
+39 (02) 2139587
Tel. warehouse +39 (02) 2135451
Fax +39 (02) 2139732

giudici@giudici.com
www.ermeteguidici.com
www.radialight.com

DISTRIBUTOR



Plano

Pure, essential, ultraflat design | The comfort of DUAL THERM technology | Intelligent control of power consumption

Electric soft heaters



 **Radialight**®
The new heating generation

Plano




Pure, essential, ultraflat design.

All the comfort of a modern habitat in just 5 cm of thickness.

THE COMFORT OF DUAL THERM HEATING TECHNOLOGY

The PLANO electric soft heaters incorporate DUAL THERM technology: two different heating systems integrated into a single appliance.

- The wide and uniformly heated front radiant surface (ORANGE) provides a pleasant and constantly diffused heat which, just like the sun, warms the air and the walls of the room.
- In really cold weather when more heat is needed, the internal heating core provides all the power required (RED) to rapidly reach the required temperature.

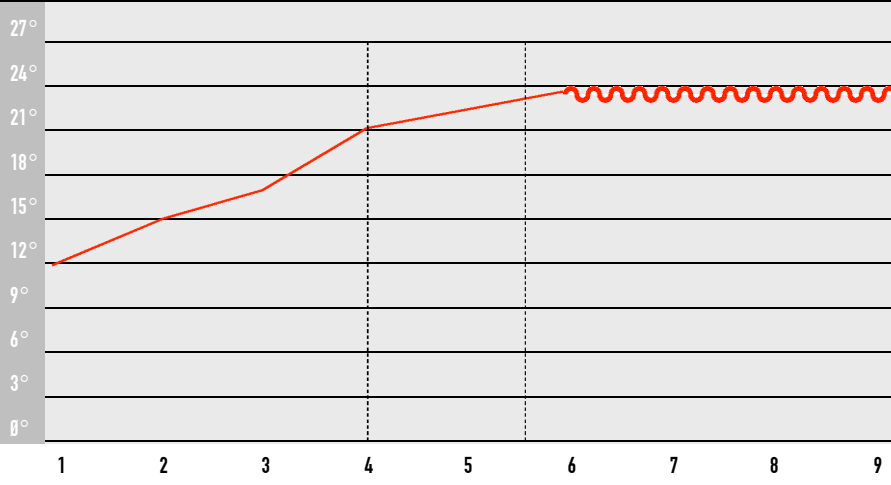


The two heating systems are integrated by an intelligent electronic control which adjusts them according to the set temperature in order to:

- Rapidly reach the required temperature.
- Keep the required level of comfort at a controlled and uniform temperature, with the intelligent use of electricity.

Intelligent power consumption control system

Set room temperature: 23°C



Precise temperature control.
Amplitude less than 0.5°C.



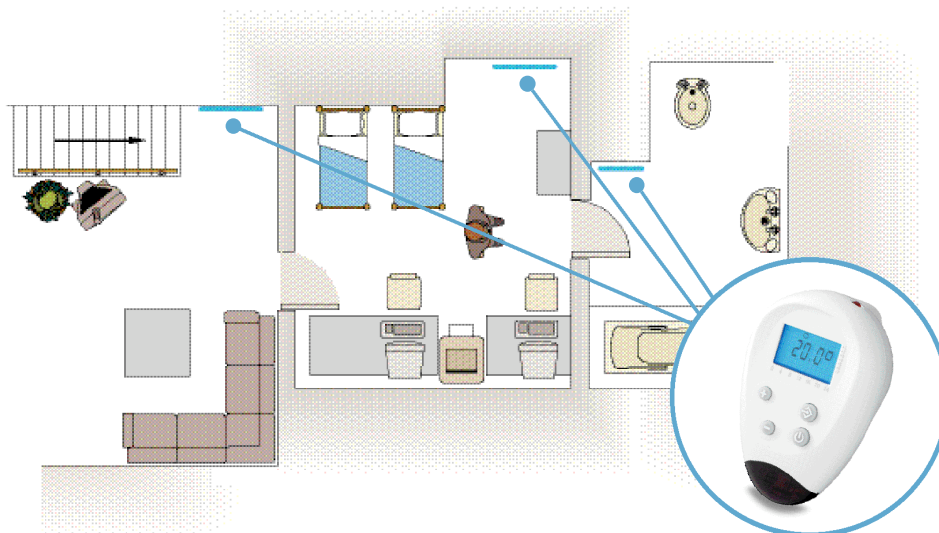
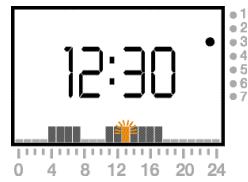
Intelligent control of power to rapidly reach the required temperature. Optimised power consumption. Keeps the required level of comfort at a controlled and uniform temperature.

N.B.: this graph is purely for the sake of example and does not necessarily correspond to a real profile, the characteristics of which can depend on various factors: external heat dispersion, size of the room, level of insulation.

INDIVIDUAL PROGRAMMING FEATURE

Each Plano soft heaters can work on its own (manual control or pilot wire control) but it can also be daily programmed.

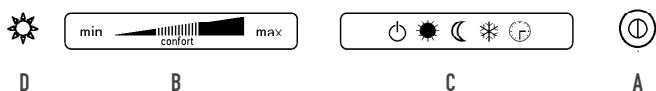
Just one simple remote control unit (available as an optional accessory) is all you need to programme all the installed soft heaters.












Operation of the Plano soft heater



A ON/OFF MASTER SWITCH.

B HIGH-PRECISION ELECTRONIC THERMOSTAT FOR ADJUSTING TEMPERATURES FROM A MINIMUM OF 10° C TO A MAXIMUM OF 30° C.

C 5 POSITION OPERATING MODE SWITCH.

-  -the product is in stand-by condition. Heating elements are switched off.
-  -the product maintains the temperature set on the thermostat.
-  -the product is in the "ECO" mode and maintains a temperature of 3.5°C lower than that set on the thermostat.
-  -the product is in the antifreeze mode and ensures room temperature does not fall below 7°C.
-  -the product is in the PROGRAM mode that consists:
 - in the pilot wire mode, only if a pilot wire system is available, as in France
 - in the weekly programming mode, only works with the ZEFIRO infrared remote control unit (OPTIONAL)

D INDICATOR LIGHT.

ZEFIRO infrared remote control unit for weekly programming (optional)

Programming optimises consumption management.

The operation of each PLANO soft heater can be programmed on a weekly basis thanks to the handy infrared remote control unit.

The infrared remote control unit is an optional accessory that can be purchased separately. Just one remote control unit can be used to programme each single radiator installed in the home, up to an unlimited number of radiators.

A specific operating profile can be defined for each day of the week, setting for each hour a comfort temperature (higher) and an ECO temperature (lower).

2 different operating profiles can be defined and memorized by the remote control.



3 models to suit all rooms



PLANO 45

Perfect for rooms up to 6-8 m²
Power input at 230V: 500W
Electronic intelligent control system
5-mode switch
Programmable (Optional)
Size in cm: 60 x 45 x 5

6-8 mq

PLANO 65

Perfect for rooms up to 11-13 m²
Power input at 230V: 800W
Electronic intelligent control system
5-mode switch
Programmable (Optional)
Size in cm: 60 x 65 x 5

11-13 mq

PLANO 95

Perfect for rooms up to 16-19 m²
Power input at 230V: 1300W
Electronic intelligent control system
5-mode switch
Programmable (Optional)
Size in cm: 60 x 95 x 5

16-19 mq



IP 24



Note: the above performance levels were calculated according to an estimated ceiling height of between 2.50 and 3.00 metres. They may also be affected by the climate of the area and the level of insulation of the home.